



Camarillo Quilters Association

Quilting in Ventura County since 1980

Volume 41, Issue 5

September/October 2020



PRESIDENT'S MESS AGE!

I meant that headline the way I typed it...a mess! Having spent the summer being very productive and sewing primarily from my stash, I now have quite a few projects that are almost done, but not quite.

They each need something special that I don't have at home right now. Some need a particular color of thread, some are missing a certain solid shade for that last border, some need special buttons...but they all lack something before they can be totally completed. I even have scrapbook pages scattered about because I want to buy stickers or a background paper to go on those pages.

This frustrates me because I like closure. I get a great deal of satisfaction out of completing my projects. "A finished quilt is better than a perfect quilt" has always been my motto. And I don't like disorder – I like the house to look neat, even if it isn't totally spic and span clean! (Because I like quilting much more than I like housework.)

So, yesterday I ventured out to one of my favorite fabric shops to make some purchases. Masks, hand sanitizer, temperature at the door, limited number of shoppers, were all part of the experience. It made me feel okay about being there. It made me feel that we were all taking care of one another as best we could.


And I had a terrific time! I had forgotten how much fun it is to shop for fabric in person – to touch it, take out the bolt to really look at it, carry it around the shop for a bit, and finally, gazing at a big stack that is going to help me come to completion on several projects. I really enjoyed being out of the house and with other people who also love fabric.

That is what I miss most about not being able to meet with you all in person. I miss seeing you and sharing our mutual love of fabric, creativity, learning, and sewing. I miss your lovely smiles and friendly ways. The July Zoom meeting went well but it definitely is not the same as meeting in person.

However, it is the most we can hope for at this moment, so I do look forward to zooming with you again in September. (See details in this newsletter.)

I also eagerly anticipate posting a bunch of finished quilts on the Friends of CQA Facebook page, so you can see the many projects that have emerged from my big mess!

Barbara Witman,
CQA, Co-president





MEMBER NEWS

Camarillo Quilters Association is Inviting You!

Join our CQA monthly Zoom Meeting: If you haven't done this before, you must have a computer, laptop, tablet, or phone with a camera to participate fully. Download the Zoom app onto the device you want to use by going to [Zoom.com](https://zoom.us)

Then, on Tuesday morning, open the app to join the meeting:

OR

If you simply want to listen to the meeting, without video, you can do so by dialing the following number on any phone: 1-669-900-6833

CQA Officers for 2020-2021:

Co-Presidents	Jonal Beck/Barbara Witman
Vice-President	Joey Strait
Secretary	Sue Wilson
Treasurer	Judy Hively

Standing Committee Leaders 2020-2021:

Block of the Month	Marita Clark
Comfort Givers	Sandy Puchlovic
Communications	Cynthia Arnold
Facilities	Judy Cannon
Historian	Jane Aiello
Library	Linda Wilkinson
Member Hospitality	Sandy Cornelius
Membership	Pat Hibner
Newsletter	Jodie Solorio
Seaside Quilt Festival	Sandra Hiebert-Darata
Quilt Show	
Small Groups	Lynne Woods
Speaker Contracts	Maribeth Benedict
Speaker Hospitality	Laura Divine
Travel	Donna Clark
Ways & Means	Kathy Adams
Website	Jennifer Rapacki
Workshops	Andrea Ramirez

Next CQA Board of Directors Meeting:
September 7, 2020 @ 9:30am via Zoom.

HIP! HIP! HURRAH FOR LAURA!

The ever-gracious Laura Divine has volunteered to serve as CQA's Speaker Hospitality Chairperson. She has held these responsibilities before and has done an amazing job of making our guests feel very welcome. Laura always gets a five-star rating from our previous speakers. One speaker even said she would only come back if she could stay with Laura again! Be sure to say thank you to Laura for stepping forward when you next see her!

2020 CQA Workshops

- September - [Jenny Lyon](#): Traditional Quilting
- October - Cindy Myers is **Cancelled**
- November - [Jean Impey](#): Twinkle Quilt Pattern

CQA Retreat

CQA retreat is scheduled for Nov. 3-5, 2020 at the Poinsettia Pavilion in Ventura. The retreat is a go! We already have 24 people indicate they would like to attend. Of course, things may change due to COVID-19 restrictions.

MEMBERSHIP DUES

We would appreciate it if you could send your membership check for \$35 to CQA, P.O. Box 347, Camarillo, CA 93011. If there is a new address, phone number, or e-mail address, please add a note telling us what it is, so we can reach you if necessary.




MEMBER NEWS



NEW RULES FOR UFO QUILT CHALLENGE

1. Via **email only** NO texts, submit a list, or add to existing list your quilted UFO's. Put your name and phone number on top of list.
2. When we meet again pay a one-time \$5 cash or check made out to CQA. A raffle ticket will be given for each completed quilted project that is on the list. Photos will be accepted, if needed.
3. Cash prize drawings in December. Winner does not have to be present to win.



I have received pictures of completed UFO's and checked them off my list and I noted how many raffle tickets I owe members when I do see them!
-Maribeth Benedict

EXAMPLE OF MY UFO LIST

Maribeth Benedict (805) 246-5238 meriquilter@yahoo.com

- | | | |
|----------------|-------------|---------------------|
| 1. Blue/white | Crib | Patchwork quilt |
| 2. Purple/pink | Queen | Bargello quilt |
| 3. Red/Green | 4 @ 20"x15" | Patchwork Placemats |
| 4. Multi-color | Wall | Appliqué Art quilt |

BLOCK OF THE MONTH

All BOM blocks are now available! Choose a color theme of your choice. At the end of the year make the quilt to keep or donate.

All blocks are 12 inches finished.

As you make your blocks, email a photo to Jennifer, our Webmistress, who will post the progress on a BOM Gallery page.

Click here to go to the BOM page:
<https://camarilloquilters.com/blocks/>

If you have any questions, contact Marita Clark at maritaneedscoffee@yahoo.com

SCCQG 2021 Special Exhibit Call for Quilts!

The Southern California Council of Quilt Guilds (SCCQG) is requesting quilts for their January 2021 Road to California special exhibition, "Sharing Our Quilts".

Deadline for entries:
November 1, 2020

Entry form, pictures, and a self-addressed stamped envelope must be received and postmarked no later than Thursday, November 1, 2020.

Questions may be sent to Stephania Bommarito by email quiltwizard1024@gmail.com

Please go to the SCCQG website for more information.

<http://www.sccqg.org/>
https://media.rainpos.com/5738/call_for_quilts_sharing_our_quilts_rev.pdf



SPEAKERS & WORKSHOPS

We are going to have a virtual lecture **September 8** and a virtual workshop on **September 9**. Workshops are open to non-members for the same reduced price as members, only \$25!

We will provide an email blast with information regarding sign-up, fee, supply list, and prep work. Or call **Andrea Ramirez**, Workshop Chair @ (805)368-6467 with any questions.



September 8 & 9 Virtual LECTURE & WORKSHOP

JENNY LYON

"Fearless Free Motion Fills and Frills"

Jenny is back again, great teacher, to help us improve our free motion quilting. She will be demonstrating more than the basic stitches.


To sign up: Call/Text **Andrea Ramirez** (805) 368-6467 or email

baja2sun@yahoo.com

Fee: \$25,

Location: Your Home Via Zoom

Time: Starts at 9:30am



THE OCTOBER WORKSHOP: STEPPING STONES WITH CINDY MYERS IS CANCELLED!



SPEAKERS & WORKSHOPS



“Twinkle” is both easy to make, and to make it modern with your fabric choices and color blocking.

The block is a liberated star. I fell in love with it when I made my super-sized star quilt. No two blocks are alike... different sizes, colors, fabrics, dimensions! This makes it so personal and unique.



November 11th WORKSHOP

Jean Impey

“Twinkle”: Improvisational Design and Technique Class. Create a Liberated Eight Point Star quilt using a variation of the nine-patch block.

Website: <https://sewjean.com/>

To sign up: Call/Text **Andrea Ramirez** (805) 368-6467 or email

baja2sun@yahoo.com

Fee: \$25, Supply list below.

Location: Your Home Via Zoom

Time: Starts at 9:30am

Supply List:

- Sewing Machine in good working order
- Basic sewing supplies including, scissors, rotary supplies and 20"+ruler
- Personal Cutting Mat
- New Rotary blade in your Rotary Cutter
- Neutral cotton thread 50W preferred
- Small Square Ruler (6-1/2")
- An assortment of fabrics for your quilt





SMALL GROUPS

COMFORT GIVERS SEPTEMBER & OCTOBER

We have CQA Labels!

If you need printed CQA labels, please contact Jonal Beck.

OR labels are available at The Fabric Shoppe located at 642 Las Posas Rd. Camarillo.

The store hours are:

Monday - Saturday 10am - 4:30pm

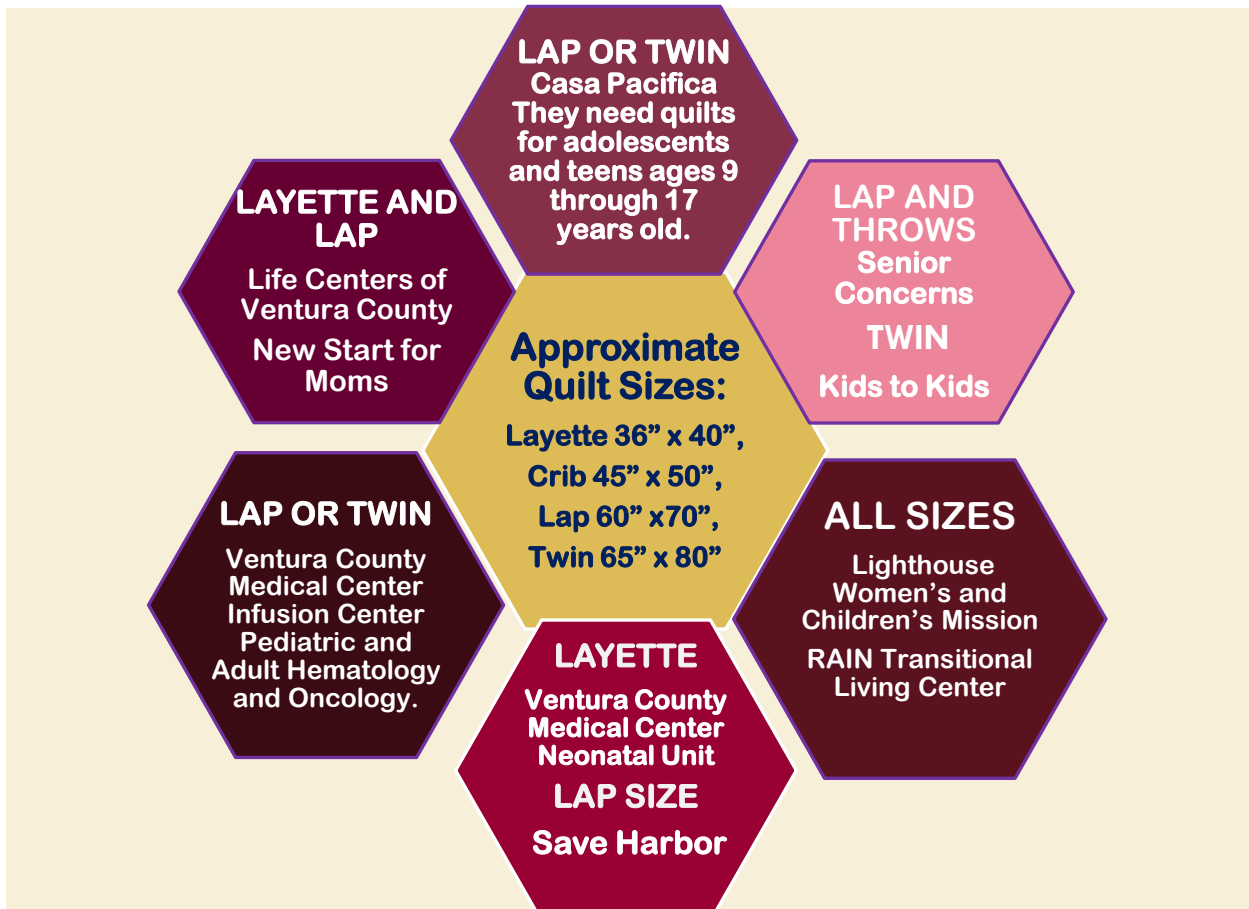
We can now allow 2-3 people at a time into the store.

Please wear a mask

Piles of Beautiful Quilts!



Below is a list of the charities and quilt sizes they would like to have:





CQ & A

FEATURED QUILTER:

LYNNE WOODS "I'm the Hat Lady!"



Quilting Super Star Jenny Doan and Lynne Woods smile for the camera!

Q. What is it about quilting that makes your heart sing?

A. Quilt classes that challenge me. Quilt shows, quilt magazines and other quilters that inspire me with their use of beautiful fabrics and designs.

Q. What is your specialty?

A. Needle turn applique, English paper piecing (EPP), sashiko and folk-art quilts. I like to repurpose old linens too.

Q. What quilt are you most proud of? Show us if possible.

A. A quilt that I finally finished last year, after deciding that the pattern was too busy. I removed 36 hand pieced hexagon flowers to simplify it. (It would have been nice to see that earlier, before I hand appliqued everything down. But, maybe that's why it was a UFO for several years.) The needle turn wheels and remaining flowers, as well as the yo-yo's, were all hand stitched. The machine quilting was fun!

Q. What is your new favorite? or What is your old favorite?

A. Absolutely, my sit down longarm, which is both old and new. I bought my first sit down quilting machine when they first came out and had it for 5 years. Then I graduated to a stand up longarm, but only for one year.



Lynne is most proud of her needle turn wheels, flowers, and the yo-yo's, they were all hand stitched!

Now I have a new model sit down machine again. I love the quilting and quilt design process, and the ruler work and stencils make it easy to play.

Q. I have been very lucky to _____?

A. Be married to a wonderful man for 40 years, have two thriving older daughters, have a home in Ojai (although it gets a little hot in the summer) and enough space – two sewing rooms – to store my many machines

and fabrics and yarn and notions and craft books and.....

Q. What part of you does quilting feed?

A. My need to be challenged and have new experiences to learn about people and craft history. Which translates into quilt and family history trips, taking classes, going to retreats and exploring new places.

Q. Some day in the future I would like to _____.



A. I will travel again! My motto is “Haven’t been everywhere but it’s on my list! Lots of quilt shows I haven’t seen, classes and teachers to meet. Bucket list of Houston, Paducah, the European Patchwork Festival in France, and the Academy of Applique in Virginia. And I’ll return to the Folk Art School in Minnesota, the Festival of Quilts in England, the Amish Retreat Center in Indiana, the Cowgirl Retreat in Montana, and Missouri Star. (See my picture?!!) See, now that I’ve written it down, it will happen!

Q. Tell us something you would like other quilters/CAQ members to know about you?

A. Like many quilters, I began sewing at a young age. I also taught myself to knit and crochet. When I was 30 I learned how to weave and spin, and did that for 20 years. I love to learn, so embroidery, kumihimo, sashiko, rug braiding and hooking, natural dyeing and felting were hobbies as well. I started to teach weaving, but my big dream was to have my own store. Lou Ann Schlichter agreed to let me sell knitting yarn in her Ojai store “Heartwarmers Mercantile”. I was in awe of her quilting expertise and the beautiful fabrics she displayed and sold. I started a “Sewing for Beginners” website and sold fabric and classes online. Then my 22-year-old daughter asked me to hand applique figures on a quilt she was making – and I haven’t stopped quilting since! Full circle – my daughter now has my old loom.

Q. If you could change something about quilting what would it be?

A. I wish that quilters would be less critical about other’s work. Even professional judges have something positive to say – always. Encouragement and praise brings out the best in quilters. If they are proud enough to show their quilt, be happy for them.

Q. It’s a dream to _____.

A. Have all this safe and free time to work on quilt projects (UFO’s) (Thank you Maribeth!). I’ve realized I only need to finish the quilts I truly want, and I’ll repurpose the rest. Lots of table runners and tote bags this summer.

Lynne Woods has been CQA member since 2008, She was former Newsletter Editor for 4 years, and currently she is the Small Groups chair.

Lynne is a member of CQA Small Groups- Material Girls, Ojai Quilters Anonymous, and Schoolhouse Quilters.

Favorite color: Must be blue, because I have more boxes of blue fabric in my stash than any other color!





CRYPTID CREATURE QUILT CHALLENGE

Cryptid Observation

Report 1:

Observer: Jodie Solorio, a recent quilting neophyte and now CQA Cryptozoologist

Cryptid Species: Cajun werewolf, known as the Rougarou, Loup-garou, or [Rougaroux](#). (Click link to learn more info on Rougarou folklore.) It is described as having human head and wolf features. It is a shape shifter and can transform into other swamp animals.

Behavioral Notes: Eats small misbehaving children and un-Lenten Catholics! Transforms during full moons. Legend says, the Rougarou is afraid of frogs and all other swamp creatures. I imagine it must be tough for the Rougarou to be constantly surrounded by things it's frightened of! It's been known to burst into flames when it comes in contact with salt. Another hazard, I'm guessing, since it lives near brackish water!

Habitat Type: Bayous or Swamps, recent sightings have been closer to the city.

Location: New Orleans, Louisiana, my inspiration for this "art quilt" was our cancelled summer trip to New Orleans! We plan our trips a year in advance, so we were terribly disappointed like everyone else. Learning about art quilts and Louisiana swamp legends was my way of coping with all the unexpected turn of events!

Research Type: Extensive... TV watching! I love pseudoscience and have fun watching spooky shows about cryptids, ghosts, myths, and monsters. In researching ideas, I found a short clip of A&E's Cajun Justice (think Louisiana version of COPS.) Link below:

<https://www.youtube.com/watch?v=Z6Nd77YVT7A>

I thought this would be a fun topic for my quilt.



"Rougarou Night Out" Jodie Solorio

Comments: So, the challenge rules stated that I had to have fun, use materials that I had on hand, and to try at least one new technique that I've always wanted to try.

At our last meeting while shopping the free table I grabbed a bag of someone's drunkard's paths scraps. It was a bunch of quarter circles in blue and gray batiks (what was I thinking ¼ circles?). Tucked among the scraps was one whole circle of gray batik that had somehow escaped the rotary blade! The Moon was done!

The charcoal tonal fabric I had from a ½ yd bundle of Painter's Palette from Connecting Threads. The rest of the fabrics are scraps from mask making and last year's Halloween costume.

I wanted to try making an art quilt and to try thread sketching. My machine still scares me and using a zigzag stitch with a darning foot was threatening! No needles were broken in making of this quilt. I discovered it was fun! This mini quilt is my first attempt at both an art quilt and thread sketching.

Cryptid Observation Report 2:

Observer: Lynne Woods, Quilter Extraordinaire and now CQA Cryptozoologist

Cryptid Species: Aliens

Behavioral Notes: It turns out that an alien is a cryptid - but only if it talks, according to a website on cryptids. And the fabric alien is talking!

Habitat Type: "Planet 9?" (that's not a typo) because some scientists say there might be another planet out there, although they've never seen it, and there's no proof, only shadows. They've named it Planet 9, presumably because there's still an argument that Pluto is or isn't a planet. Exciting stuff for astronomers and NASA.

Location: The Solar System

Research Type: Extensive, I sure learned a lot! I had no idea what a cryptid was, and now I

do. Found out about one in Lake Tahoe, called Tessie, named after the Loch Ness monster Nessie, and looks similar.

"Planet 9?" Lynne Woods

Jacques Cousteau made a dive in Lake Tahoe many years ago, and when he came back up, he told reporters "You don't want to know what's down there". It is a deep lake, and there's conjecture that the Mob used to dump dead people in the lake, but no proof.

I refreshed my mind on the order of the planets, and where the smaller moons and circulating dwarf planets are located. Quite an astronomy lesson, teacher!



Comments: My big challenge and technique turned out to be using a preprinted panel and coming up with a design. I ended up cutting the panel apart, and spent far too much time playing with layout, looking online for ideas, and trying more layouts. Being limited by only an additional two yards of space fabric that I bought at Road 2 CA in January, plus scraps of navy blue, it was a real pain. Ha! I only had enough navy blue for 2" double fold binding, so that's also a new adventure. Makes my UFO challenge quilts sound like fun!

**Camarillo Quilters Association
P.O. Box 347
Camarillo, CA 93011**

Park on East Side of Lot



**CAMARILLO QUILTERS
ASSOCIATION**

<http://www.camarilloquilters.org/>

**Pleasant Valley Community
Center**

1605 E Burnley Dr. Camarillo, CA
93010

**DARK in August
Doors open at 8:45 a.m.
Meeting starts promptly at 9:30 am
Cell Phone Quiet Zone - No Perfume Zone**