

CAMARILLO QUILTER'S ASSOCIATION NEWSLETTER

Volume 44-Issue 9

April / May - 2026



Our Co-Presidents



Wendy Van Loo and Shayne Liess



Happy April, everyone!

As we welcome the beautiful colors of spring, Wendy and I would like to take a moment to thank all of you for the incredible support you've shown us during the first year of our term as co-presidents of the Camarillo Quilters Association. It has truly been an honor to serve this wonderful community of talented, creative, and generous quilters.

Over the past year, we've been continually inspired by the enthusiasm, kindness, and

dedication that each of you brings to our guild. Whether you've shared your work at meetings, volunteered your time, or simply offered encouragement to fellow members, you've helped make this group such a warm and vibrant place.

We're especially excited about our upcoming ****Vendor Fair****, which is just around the corner! We hope everyone will be able to attend, browse the wonderful vendors, and support the quilting businesses and creators who help keep our craft thriving. It promises to be a fun event filled with inspiration, great finds, and plenty of opportunities to connect with fellow quilters.

Thank you again for welcoming us into this leadership role and for continuing to make the Camarillo Quilters Association such a special community. We look forward to another wonderful year quilting together.

Warmly,
Shayne & Wendy
Co-Presidents, Camarillo Quilters
Association



What's Coming Up?

APRIL

14th • **General Meeting**

(@Freedom Center, this meeting only)

Totally Traditional to Quite Quirky, Anne Sonner

15th • **Workshop** - (@Pleasant Valley Center)

Sweatshirt Jacket, Anne Sonner

25th - **Vendor Fair** (see flier in this newsletter)

MAY

12th • **General Meeting**

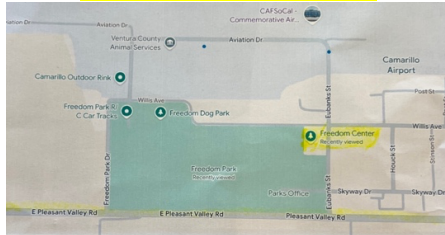
Colourwerx, Linda Sullivan

13th • **Workshop**

Strippin' *Stitchin', Linda Sullivan



**IMPORTANT REMINDER:
APRIL MEETING (only)
LOCATION CHANGE**



NOTICE

Due to the Community Center closing on April 14, 2026 for construction, our **QQA April General Meeting** will be held at the **Freedom Center, 275 E. Pleasant Valley Rd., Camarillo** (near the Airport). The workshop will be held in our regular classrooms at the Community Center.



**BE SURE TO MARK
YOUR CALENDARS!**

Submitted by Wendy Van Loo

Pop up Quilt Show! Let's try it and see how it goes!!

Please support our guild show for 2026. It should be fun but way smaller than we have tried in the past. Lots more of this pop up stuff is happening these days. We'll be having our scissor sharpening happening outside as well as the teens from United Methodist will be selling fancy coffee. There will be a bake sale so you can grab a snack to go with your coffee. We've got some musicians lined up for inspirational shopping sounds. The boutique items are starting to roll in. Vendors are sending their checks and plans for what they will be offering. Last but not least there will be quilts; some to buy, some for raffle and some just because we want to show them. Bring your friends and spread the word. April 25 from 9:30-3:30 at the United Methodist Church on Erringer in Simi Valley! Want to be a vendor or bring a quilt to show off? Maybe you have some boutique items? Or some baked goods to donate? Call Wendy for more details 805-479-8491



B.O.M.O.M



Block of the Month • Mini of the Month
Chairperson/Tedi Patterson



APRIL'S M.O.M.

“RAINBOW CLOUD”

Posted to CQA website



Tedi has added a “Version 2” which may not be posted to the website yet. Here is the link to that below:

<https://docs.google.com/document/d/1LJiTGGarWJnLiUiO9KFokxgSBgdE8W5jg2CxoXUu7OU/edit?usp=sharing>

Thank you to everyone who has participated so far. I hope you have enjoyed my ideas and hopefully learned some new techniques. If you haven't made one yet, there is still time! You don't have to do them in order, and you don't have to do them all. *Tedi*



Instructions for each block here:

<https://camarilloquilters.com/blocks/>

BOM Gallery of participants' pieces here:

<https://camarilloquilters.com/bom-2025-2026/>

DIRECTIONS for BOM PARTICIPATION:

For every block you complete and show me, you will receive a ticket to win one of three \$60.00 gift certificates from a local quilt shop. These will be drawn at the MAY 2026 meeting.

You could win by creating just ONE block!

Contact Tedi with any questions.

(805) 212-0648 or Tedi.Vta@gmail.com

MEMBERSHIP Committee



Jan Hunter & Pat Hibner
Co-Chairpersons

It's That Time Again!

2026-2027 Dues will be accepted at the April meeting.

Still \$50 (that's only \$4.55 per meeting).

Payable by cash or check

(made out to *Camarillo Quilters*)

or on our website at Camarilloquilters.org

Don't miss any of the benefits offered to

Members: retreats, library, block of the month, great speakers and their workshops, and more.

Come see us at the Membership Table—Jan & Pat

CQA is an AMAZING VALUE!!!



Next Newsletter: Please write a little blurb with what your favorite batting is and why. I think member input on their favorite batting would be fun for all! Barbara: gafasdesol@gmail.com

MEMBERSHIP HOSPITALITY



...CHAIRPERSON
VACANT

Please Consider Volunteering for this position.

Members sign-up to bring cookies. Contact Wendy or Shayne our co-presidents if interested!

You can read the “job descriptions” on our website. The link is here:

<https://camarilloquilters.com/documents/>

LECTURE & PROGRAMS 2026



Joey Strait, Speaker Contracts Chairperson

**View programs/workshops on CQA
website at:**

<https://camarilloquilters.com/program>
<https://camarilloquilters.com/workshops/>

Copies of the *ANNUAL CALENDAR CARD* are
available at all monthly meetings.
(thank you to Joey Strait for doing that for us!)

LECTURE CALENDAR



April 15th

Anne Sonner; *Sweatshirt Jacket*

Totally Traditional to Quite Quirky

May 13th

Linda Sullivan: *Colourwerx*

Lecture Tips & Tricks to Precision Piecing

July 14th

Local Quilt Shops Report

August - DARK

WORKSHOP CALENDAR

Workshop Chairperson, Vanessa Buescher



April 15th

Anne Sonner; *Sweatshirt Jacket*

Registration To Be Announced

May 13th

Linda Sullivan: *Strippin' & Stichin'*

July – No Workshop Scheduled

August - DARK

Registering for a workshop can be accomplished
in person at a general meeting or on line at:

[Camarillo Quilt Association](http://CamarilloQuiltAssociation.com)

(If you register on line you must let Vanessa know as well. She
does not receive updates from online purchases).

Workshops are \$45.00 for members and \$55 for non-
members*.



VANESSA IS RETIRING

VANESSA is retiring from WORKSHOPS and will
be missed! Please stop by her table and thank
her for all her hard work and diligence before she
steps down AND consider stepping up to
volunteer. You may speak with Jodie Solorio
and/or VANESSA if you are interested and would
like more information on what this position
entails. To read the Job description go to:
<https://camarilloquilters.com/documents/>.

COMFORT GIVERS



Pamuela (Uela) Hodson, Chairperson

Many of you have asked for the quilt
dimensions needed for quilts donated to our
local charities.

Approximate Quilt Sizes

Layette 36" X 40"

Crib 45" X 50"

Lap 60" X 70"

Twin 65" X 80"

Below is a list of the charities and the
quilt sizes they would like to have:

1. Casa Pacifica (adolescents and teens ages
9-17 years old)
2. Infusion Center Pediatric & Adult
Hematology and Oncology. (Lap or twin
size quilt.)
3. Life Centers of Ventura County (Layette and
lap)
4. New Start for Moms (Layette and lap)
5. NICU (Layette)
6. Pro Youth Centers (Twin) Male and Female
7. Rain Transitional Living Center (All Sizes)
8. Safe Harbor (Lap)
9. Senior Concerns (Lap and throw)

TRAVEL WITH CQA

YOUR TRAVEL PALS



Kathy Antrobus/Rosemary Tobin
Co-chairpersons



SAVE THE DATE

POINSETTA PAVILION, VENTURA
MONDAY, TUESDAY, WEDNESDAY, JUNE 15TH –
17TH, 2026

SOLD OUT

WAIT LIST Available

Cost: \$100.00

POT LUCK -sign up

Pay by:

Cash OR Check made payable to:

'Camarillo Quilt Association' OR Credit Card

OLD TOWN QUILT SHOP, ORCUTT
FRIDAY, SATURDAY, SUNDAY, AUGUST 28TH –
30TH, 2026

SIGN-UPS / APRIL General Meeting.

Cost \$100.00

payable to CQA

by cash, check, or credit card

Hotel is not included. Member is to make
their own arrangements.

Kathy Antrobus • 805/827-3499

kathy_anthrobus@yahoo.com

Rosemary Tobin • 818/631-5544

Rosemary.tobin@yahoo.com

CQA LIBRARY

Chairperson /Lisa Gorski



If you have been reading the previous newsletters you know that Lisa wears many hats! Stop by Lisa's table at the Library (Hat #1)... where she is the coordinator of maintaining and checking out books from our beautiful quilt library and making sure the crates find a safe temporary home with a member volunteer each month until the next meeting. Each crate volunteer receives a ticket for the Raffle.

(Hat #2)...Quilts of Valor Blocks

Lisa also coordinates the **Quilts of Valor National Block Drive 2026** for our guild

You can see photos of their finished quilts plus a tutorial for making this block on their website.

<https://www.qovf.org/in-the-news/echoes-named-as-quilts-of-valor-foundation-block-of-2026/s>

Pick up a copy at our next meeting or drop Lisa a note and she will e-mail it to you. **PLEASE read the color guidelines carefully.** QOV is a bit more specific this year as to what will work the best. As before, this is a year-long project. I will be collecting blocks from now to our December 8, 2026 meeting.

(Hat #3)...Liason with Creation Station & Shop Hop

The Central Coast Quilt Shop Association
"Shop Hop"
May 29-31, 2026

"Celebrations That Tie Us Together!"

Creation Station - “Apron Challenge”
 Voting at April Meeting for which entry will be
 delivered to Creation Station representing
 our guild.

Questions? Contact: Lisa Gorski 805-647-0552

lisagski@gmail.com

2026 NOMINATING COMMITTEE

Submitted by Jodie Solorio

2026-2027 CQA Board Nominations

Submitted by Jodie Solorio

The Nomination Committee is pleased to present the following slate for your consideration. We will be voting at our April general meeting to install the following nominations. Thank you to all of the generous souls that have taken on the positions of leadership for our guild. There’s still an opportunity to join the Directors as there is a vacancy for Workshops Committee Chair.

2026-2027 CQA Board Nominations:

Officers

Co-Presidents	Wendy Van Loo
	Shayne Liess
Vice-President	Teddi Patterson
Secretary	Barbara Witman
Treasurer	Kathy Antrobus

Directors

Membership	Jan Hunter, Pat Hibner
Speaker Contracts	Joey Strait
Speaker Hospitality	Diane Fussell
Workshops	Vacant
Ways & Means	Holly Winston, Kelly DuBois

Thank you,
 Jodie Solorio

We are lucky that previous members have decided to stay on another year. We will be looking for a new **Workshop Chair**, and **Small**

Groups Chair and **Membership Hospitality Chair** and **UFO Chair**. If you’re interested but not ready to speak to us you can read the “job descriptions” on our website. The link is here: <https://camarilloquilters.com/documents/>.

The Board is a **GREAT** way to get to know other quilters and guild members and it helps keep our guild stay functioning. We will be reaching out to members but if you would like to contact us we can be found in the guild 2026 Roster sent out earlier in January.

NOMINATION COMMITTEE MEMBERS:

Appointed Chair:

Jodie Solorio

Elected members:

Shayne Liess

Kathy Adams

Janice McCombs

Patricia Wood

WHO’S WHO

by

THELMA ATKINSON



Camarillo Quilters shop hopping, Morro Bay
 Thelma in the center of photo

HOW I BECAME A QUILTER

My life as a quilter may have started the summer of 1956 without me even knowing it! My paternal grandmother, Josephine Bullard Thompson raised six children, my father being the fourth in the lineup. Granny had heard about that new gas that you could have in the hospital to ease the contractions so she delivered him at St Johns in Oxnard in 1915! At that time, My grandparents were dry farming lima beans on leased land north

of Ventura near what is now Hobson Beach. Out of necessity Granny made hand pieced and hand quilted quilts to cover her family. As most of us quilters know we don't always get around to finishing those tops. That was true for my Granny too!

So let's fast forward our machines to the summer and fall of 1956. Granny, Grandpa John Thompson and Auntie Louise Burnell were all retired and sharing the little Victorian bungalow in Ojai that the two women had been raised in. My family lived just a few blocks away from my elders. Granny had a Grandmother's Flower Garden quilt top that had never been quilted. She set up a quilting frame on the honey suckle vine covered front porch and began hand quilting the top. At the end of my sixth grade that year, I went into a full body cast as a treatment for scoliosis. As a result of that and subsequent spinal fusion, I was home schooled that fall. I found great pleasure walking a few blocks to see the elders and visit with Granny while she hand quilted and I was useful to her as I could easily see to thread needles. Our conversations were based upon Granny's reminiscing about her early childhood in Chico, and the family relocation to Ojai in 1894. I was a good listener and learned much about her youth. I watched as many stitches went into the quilt and I now treasure that quilt that I inherited from my parents. The heirloom quilt is now a restoration in progress Perhaps I also inherited the hand quilters gene from Granny!

1976 was the bicentennial celebration of the USA. The traditional hand arts were being revived. I was now the mother of a toddler and a preschooler. A group of young mom friends and I (all of us with nursing babies) decided that we wanted to learn to make quilts and to learn hand quilting. We constructed a quilting frame using 2"x4"x1" lumber and C clamps. We sewed a (not intentionally) wonky star quilt and proceeded to hand quilt it. Summer ended and we were given indoor space to continue quilting at the Ojai Community Center. We needed some cash to make another frame and buy some supplies to make closet space for our frames at the center so we sold raffle tickets for our finished wonky quilt

and two of our husbands created a closet. Our next step was to invite others to join us in hand quilting and to share knowledge and encouragement for quilt making and to work in a coop method to hand quilt our quilts. Thus "*Ojai Quilters Anonymous*" was created. That group still meets weekly and 2026 will celebrate it's golden anniversary! It has changed from a group of moms of infants and preschoolers to mostly gray haired ladies like me!

I came to love the art of quilt making and the textiles and heritage of quilters. 1980 my husband and I purchased the Fabric Shoppe in Ojai. As business grew we relocated twice and remodeled and expanded square footage. We chose to inventory the calico fabrics, books and supplies needed for quilt making, developed a classroom and had talented quilters that taught classes. We became Singer sewing machine dealers and also sold vacuum cleaners. My mechanical husband repaired sewing machines and vacs. Self-employment was rewarding at times not so rewarding at other times. By this time our two older girls were in high school. Following two expansions and growth of our business we decided to close the shop and change careers. Shortly before I retired from Ethan Allen, I joined Camarillo Quilters and have found much pleasure in my association with other quilters and the opportunities to serve our guild on the board as Travel chairperson, Vice President and President. I have benefited greatly from the knowledge and friendships and support that has resulted from my association with guild friends. I encourage members to become involved with a committee or join a small group to enrich your quilting experience.

If you would enjoy hand quilting or would like to learn to hand quilt, please join us at my home the fourth Friday of each month, except December when we meet on the third Friday.


My grandmother Josephine Bullard Thompson, pieced the Flower Garden quilt circa 1930 and hand quilted during the 1950s. The border fabric was disintegrating and not salvageable. I removed it and next I will need to bind around all those little hexies.




Family heirloom top that I hand quilted.



Antique Double Wedding Ring that I detail quilted on my Janome 11000 machine. Some members may recall me working on this during our stormy Buellton Retreat!



Baby quilt made for youngest daughter, Emily, 1976, America's bicentennial year! Red white and blue, of course!



Quilter's Anonymous the hand quilting group in Ojai that works like a cooperative. Members log their quilting hours each time they attend the weekly quilting bee. As a quilt is completed by the group, the person with the most accumulated hours has their quilt placed on the hand quilting frame. I eventually accumulated enough hours to have my "Geese At Sunrise" quilt go on the quilting frame and the members put many hours and a few thousand hand stitches in it. It is a cherished quilt.

CQA BOARD 2025-2026



Our Stalwart Volunteers

Presidents: Wendy VanLoo
Shayne Liess
VP: Rose Gamboa
Secretary: Barbara Witman
Treasurer: Kathy Antrobus



Directors:
Membership: Jan Hunter & Pat Hibner
Speaker Contracts: Joey Strait
Speaker Hospitality: Diana Fussell
Workshops: Vanessa Buescher
Ways and Means: Holly Winston

Standing Committee Chairs

Block of the Month: Tedi Patterson
Comfort Givers: Pamuela Hodson
Facilities: Jonal Beck
Member Hospitality: **VACANT**
Communications: Jane Osbourne
Ways and Means: Holly Winston & Team
Storage Unit: Pamuela Hodson
Library: Lisa Gorski
Small Groups: Jodie Solorio
Travel: Rosemary Tobin & Kathy Antrobus
Newsletter: Barbara MacDonald
Quilt Shows/Events: Wendy VanLoo
Website: Joey Strait/Jennifer Rapacki
UFO Challenge: **VACANT**
Zoom Guru: Debbie Carr
Social Media: Pam Dransfeldt (FB)
Paula Hoffman (IG)



Workshops Chair will be VACANT after May. Member Hospitality, UFO, and Small Groups are currently VACANT. Without a chairperson, these membership benefits go DARK. Each of these positions and what they provide to our guild enrich member opportunities and make it a great organization to belong to!

To read the **Job description** go to:
<https://camarilloquilters.com/documents/>.

LOCAL QUILT SHOPS



Fabric Shoppe

642 Las Posas Road. Camarillo
805 383-7183

Website: <https://www.afabricshoppe.com/>

Fabric Town USA

2686 E. Main St. Ventura
(805) 643- 3434

Website: <https://www.fabrictownusa.net/>

Super Buzzy

1794 E Main St. Ventura
(805) 643-4143

Website: <https://www.superbuzzy.com/contact.htm>

Cotton and Chocolate Quilt Co.

380 E Thousand Oaks Blvd, Thousand Oaks

(805) 371-3042

Website: <https://www.cottonandchocolate.com/>

Quilty Pleasures

1555 Simi Town Center Way, Unit 165
(805) 581-1577 Simi Valley

Website: <https://www.quiltypleasuresimivalley.com/>

Roxanne's A Wish and A Dream

919 Maple Ave. Carpinteria
(805) 566-1250

Website: <https://www.roxannequilts.com/>

Grant House Sewing Center

336 E Cota St. Santa Barbara
(805) 962-0929

Website: <https://havefunsewing.com/?srslid=AfmBOooGUIYx77StgBiKKb-76sw58gK-cDUElogLmzAAzv8PFO0kQAa7>

Quilt Emporium

4918 Topanga Canyon Blvd Woodland Hills CA
(818) 704-8238

Website: <https://www.quiltemporium.com/>

Modern Quilt Company

Moved...I could not find new address. Call them first.,
Ventura CA

(818) 292-4405

Website: <https://modernquiltco.com/>

Rich Lady

submitted by Nancy Kimery

CQA member

To most it's but a pile of broken sidewalk concrete. I stop the car and ask the skip load operator if he's going to take it to the dump and ask can he give it to me instead? I only live around the corner. "sure", he says and follows me home with his scoop full of broken sidewalk. Soon it is piled high on the grass in my front yard. Later, my husband dutifully stacks it in the backyard beside some bricks and clay tile roofing.

My sister has a school teacher friend who teaches a stained glass class and has small pieces of glass left over at year's end. She asks, "Would you be interested in having them?". "Of course", I answered. After all, she would be throwing them out. Before long I have boxes of glass in all shapes and sizes as beautiful as colored gemstones. These find a home with my odds and ends of tile pieces.

Like Lucille Ball in the movie, "The Long, Long Trailer", I find it hard to resist rocks of all kinds on our trips to the desert, mountains or beach over the years. "Oh look, Tom, there's a nice one over there. Please get it for me."

While standing by the "free" table at my quilt guild, someone places some fabric in front of me which has been cut from larger sized pieces. They are all colors, patterns and shapes, discards from someone's project. I scoop them up and carry them home where each piece, large and small is looked at, hand pressed and then added to my already large stash in my sewing room, alongside bits of ribbon and lace.

What a find! A jar of old buttons jumps out to me from the rows of cast-offs at the local thrift store. Inside are buttons made from wood, shell, plastic and metal. Each has its own story. Some may have been saved by earlier owners from worn out clothing or maybe, never used at all. I must have them! At home, each is inspected and sorted into bags of buttons already acquired.

Oh, I consider myself a very rich lady indeed to have all of this wonderful stuff!

Others might see throwaways in these things, but, I see a concrete wall; mosaic pots to hold my cacti; rock decorated gardens among colorful flower; or, beautiful quilts and wall hangings. My grandson summed it all up one day. He noticed me "eyeing" a pile of wood alongside the road and said, "Grandma, you know what you are? You are a collector of raw materials".

I guess I am.

LETTER FROM THE EDITOR



At the next meeting, perhaps, turn and say “hello” to someone *you do not know* and introduce yourself.

Create an opportunity to make a new friend!

I have been trying to say “hello” to a few unfamiliar faces at the meetings this year. I get caught up in my space and the jobs that I have volunteered for over the last few years didn’t always allow me to mingle at meetings. I decided I should extend myself beyond my comfort zone. I may not recall names each and every time we meet (a skill I am always working on) but that is what name tags are for! CQA has amazing members and we are growing. We are all sewists, makers, lifetime learners with skills, knowledge and stories to share. We all have a lot in common! Please come say hi to me as I really enjoy people and love new friends. The more you participate in the guild the return is incredible in terms of enriching your pot o’ gold with new acquaintances and resources.



It is Spring and a time for growth and branching out. If you have a quilt question, with the wealth of knowledge in our guild, someone has an answer for you!



*Sew On,
Barbara MacDonald, Editor*

Sponsored ⓘ



Who knew squirrels were so sensible?!!

The newsletter is constricted to 3.2MB per upload to our website. A picture supplement has also been uploaded separately. You can see these in the :

April: May-Supplemental Photos which follows this publication.