



Camarillo Quilters Association

Quilting in Ventura County since 1980

Volume 39, Issue 2

March/April 2019

President's Message

The Wilderness is amazing. Hiking is a challenge for me, yet I still find myself on the trails due to the fact that the flora, fauna and scenery are so beautiful.

About a year and a half ago, I was on a pack trip with a friend, my daughter, and her dog. Of course, I was the one lagging behind. Alone, I heard a rustling sound. I looked up, astonished to gaze upon a five-point buck. He stared at me with those huge eyes. He had enormous antlers, which appeared to be covered with moss. He was majestic and full of strength and power. We both stood staring at each other in our silence which seemed hours, but was actually a few minutes. I watched him consume his lunch of vegetation. Then he stopped, looked up, leaped over a fallen tree, and was gone.

Later I met a Search and Rescue Volunteer. He informed me that he had recently penned a book that was for sale on a popular internet book site.

These two short experiences on this trip, besides the fun I had with my two (three including the dog) hiking pals, made the hardships of hiking definitely worth it.

I did read the recommended book about the life of this man's Search and Rescue adventures. He had warned me that some parts were a bit graphic and gruesome, which was true. The most impact of his life's story was a comment he repeated a few times in his book: "I was born to do this". He was innately driven to take many chances to rescue people alive or people not so fortunate.

I often think I have that innate drive to sew and create projects. You might have this gift also. Creating a quilt or needlework project is not an easy task, yet many of us have this "Born to do this" creative outlet in our lives. For me, hiking is difficult, but with the surprise experiences mentioned above, it is extremely rewarding.

You probably have guessed the conclusion of this message. Do you find some things difficult to do, but feel rewarded when you complete the task? Take that step! Volunteer to assist in our 2020 Quilt Show, be on our CQA Board* or take one of our CQA Workshops taught by a professional. You will not regret it. Your service and efforts are needed to make CQA more impressive. You will feel an accomplishment unexpected in common hours.

* Thanks to all who are on the list for our 2019-2020 CQA Board!

Jonal Beck, President

This is amazing. In my seven years of CQA membership, I have never seen a CQA Board Slate of Officers fill so quickly. Thank you, thank you, and thank you!

We will be voting on the CQA Slate of Officers in April. If you would like to be added to this slate, please contact Maria Ring (chair of nominating committee), Jonal Beck or Barbara Witman. There are a few positions that could use some assistants. The new CQA Board will start in June.

CQA Board Nominees 2019-2020

Assistants

President	Barbara Witman	
Vice President	Jonal Beck	
Treasurer	Judy Hively	
Secretary	Sue Wilson	

Board Of Directors

Membership	Pat Hibner	Jan Hunter
Workshops	Andrea Ramirez, Joey Strait	
Speaker Hospitality	Maribeth Benedict	Laura Divine
Speaker Contracts	Maria Ring	
Ways and Means	Becky Lowe	Pamuela Hodson

Standing Committee Chairs

Communications	Cynthia Arnold, Lorraine Tennyson	
Historian	Jane Aiello	
Comfort Givers	Sandy Puchlevic	Lou Dunn
Website	Jennifer Rapacki	
Small Groups	Jane Aiello	
Library	Linda Wilkinson	Sharon Battachio
Facilities	Joyce Turner	
Travel	Tricia Stenifeld	Elli Throckmorton
Member Hospitality	Yvonne Brydson	Seaside Stitchers
Block of the Month	Jonette Duchai	
Newsletter	Lynne Woods	
Quilt Show 2020	Saundra Hiebert-Darata	Thelma Atkinson

Quilt Show 2020 – Updates from Saundra Hiebert-Darata

Our next Quilt Show planning meeting is April 1 at the Dudley House, 197 N. Ashwood Ave, Ventura at 9:30 am. ***We need Quilt show Chairs at the next meeting.*** If you are interested in helping to plan the show please see me at the Quilt show table at our guild meetings. Thanks to all of you who have already volunteered!

Our **Ruby Challenge** is for you to make a quilt of any size that has the color red in it. The guild members will vote for the best Ruby quilt at our July 9th CQA meeting. The quilt will be photographed for the promotion of the quilt show and returned to the winner. All Ruby Challenge entries will be hung at the quilt show.

There has been talk about a CQA “**Opportunity quilt**” at the show as a fund raiser. Maybe a small group would like to do this? We also want to include **Wearable Art** in the show. Let me know your thoughts or ideas!

We are planning to streamline the amount of work volunteers have to do, as well as keep your entry quilts safe, clean and easily identified. We will now do what other quilt shows do - ***entrants will sew/modify pillow cases to protect their quilts.*** The pillowcase pattern will be on our web site soon. We will also have Sew-In's to assist you if needed.

Speakers & Workshops

March 2019 (Community Center Auditorium, Camarillo)

Sara Goer <https://www.sarahgoerquilts.com/>



March 12 ~ Talk - "Rules and Options of Planned Improv Piecing"

Sarah likes options... but she also likes a plan. This lecture and trunk show will discuss how Sarah uses her planning nature to develop rules for herself which drive her Planned Improv quilt design work.


March 13 ~ Workshop - "Planned Improv - Scrappy Squares"

This scrap friendly 6-hour workshop is a great opportunity to explore and plan improv piecing.

\$ 55 members, \$ 90 non-members

April 2019 (Community Center Auditorium, Camarillo)

Yvonne Phenicie



April 9 ~ Talk - "My Trunk is Full"

April 10 ~ Workshop - "Ombre Bargello"

Ombre fabric is usually a solid fabric, blending from light to dark. A bargello design is made using a focus fabric, inserted in the ombre and as borders and binding. The focus fabric can either blend with the ombre or be highly contrasting.

\$45 for members and \$80 for non-members

From Thelma Atkinson, Assistant Quilt Show Chairperson

Saundra Darata and I are so appreciative of the time and the knowledge that the Seven Sisters Quilt Show group shared. Amongst those ideas was the use of a standard protective case that each show participant will provide for each quilt when submitting their entries.

One of the greatest disadvantages to the plastic bags that CQA has used in past shows is the slippery surface that has caused stacks of quilts to slide around during transport and storage.

Those Seven Sisters gals have provided a great solution! Each quilt show entry will be put into a cloth pillowcase of standard sizes with "regulation" clear pockets and lettering to identify your item.

Before the March CQA meeting we will post directions online for creating your cases from an existing pillow case or for making your own. You will be able to print those instructions at home. (There will be a few instruction sheets printed at the March meeting for those who do not have home printers). We will also have precut vinyl pocket pieces and freezer paper for those who want to hand letter the "regulation" information on their cases. Also, a series of workshops will be set up for making the cases, with dates to be announced.

If you recall my Each One Teach One movement during my presidency, as an extension of that, I hope that our members and Small Groups will organize their own case making sessions.



Carol Stengem and her *Wow! Wonky* quilt

Congrats! And Thanks!

Were you able to go to the Road to CA quilt show?

CQA was well represented in the "New Quilts Of Southern California" exhibit.

A big congratulation goes to Sandy Gannatal, Nancy Lindsay, Carol Stengem, and Barbara Whitman for their acceptance into this innovative and wonderful display.

And let's not forget to give a special THANKS to Tricia and Elli for their care and thoughtfulness on their Road to CA "**Get on the Bus**" event! Camaraderie, quilts, and shopping, too. Oh my!

(If I have missed anyone, please contact and give me the chance to correct the recordThank you so much -Jane Aiello)



The Donna Custis CQA President's Quilt

By: Dalya Dektor

Recently I went to an estate sale. As always, I was searching for fabrics and anything related to quilting. In one of the bedrooms, in a jumbled pile of linens and blankets, was a bit of patchwork peeking out.

To my surprise when I pulled on it a large signature quilt emerged. It was so exciting because there were signatures from many CQA members in many of the squares. It was a President quilt!

The people in charge of the sale didn't know much about the quilt and said it was just part of the estate they were selling for the family of a man recently deceased. When I explained what a signature President quilt was they told me the last name of the family was Custis.

After investigating, I found it was made for Donna Custis. She was an original member of CQA and president of our guild from 1981-1983. I believe she passed away 2 years ago.

When I called Jonal to ask if CQA wanted the quilt, she said to go ahead and buy it, using her President's fund.

It now belongs to CQA as a part of our history.

SCCQG? What is that?

A funny little acronym meaning Southern California Council of Quilt Guilds! Representatives from over 100 quilt groups meet four times per year in different locations. The purpose of the SCCQG is to promote quilting, share information, create cooperative endeavors, foster education, and serve as a resource for those wishing to organize new guilds. Additionally, this group acts as an insurance conduit for quilting groups and maintains a calendar of quilting events in Southern California. Philanthropic endeavors are also important to SCCQG and they are quick to pass information along.

I wasn't very excited about putting another meeting on my calendar, but I've found the gatherings to be educational and fun. Everyone is very friendly, especially those in leadership. Last month, we shared ideas about how to plan efficient and interesting meetings for our local groups. In April, 28 fabric art teachers (aka quilters) will attend to share their speaking and workshop opportunities. It's a great time to hear new ideas and meet new people.

If you would like more information about SCCQG, you can visit their website at www.sccqg.org or contact me directly.

Barbara Witman, Vice-President

A Glimpse of the Past

CQA Newsletter – Feb 1988

As found by **Sharon Norbutas**

FINANCIAL STATEMENT

(First Quilt Show – Fall 1987)

Income

Admissions	\$ 6,000.00
Opportunity Quilt Donations	1,482.00
Opportunity Wallhanging Donations	534.00
Vendors	2,135.70
Bank Account Interest Earned	191.68
Apron Donations	65.88
Boutique Sales & Raffle Donations	<u>1,851.40</u>


Total Income \$12,260.66

Disbursements

Catalogue	\$ 1,423.45
Printing & Design	395.19
Opportunity Quilt Supplies	34.69
Quilt Frames	1,782.35
Quilt Registration & Acquirement	148.50
Invitational Quilts Acquisition	48.86
Facility & Equipment Rental	1,812.54
Administration Expenses	<u>778.16</u>

Total Disbursements \$6,423.74

Submitted by Maxine Fritz, Show Treasurer



As I mentioned at the February meeting, I would like to start a mini group for the La Passacaglia Quilt.

The group would be held at my house in Camarillo during the day for at least 4 to 5 hours. The meeting day will be picked once I get all the members that want to join. I am very flexible.

My contact information is: Judy Hively 805-341-1404
Email: judyhively@yahoo.com . Please send an email, call or text if you would like to be a part of this group. Or feel free to contact me with any questions. I can provide a supply list.

For more pointers on this quilt you can go to:
<https://thediyaaddict.com/la-passacaglia-quilt>.

Block of the Month

March winds and April showers bring forth May flowers.

Hello, Neighbor! Our "Be My Neighbor", block of the month program is about to come to an end. We have three more houses to finish our neighborhood; March, April and May.

We have been under construction since June 2018. A total of 57 CQA members have participated in this program. Ten house patterns have been posted on the website with one more to come. That will make eleven different patterns. Because eleven is an odd number of blocks to complete your quilt, I suggest duplicating a favorite house or add a tree, flowers, or a pet to make twelve blocks in all.

It has been fun building our houses together. The Mr. Rogers, "Won't you be my neighbor?" theme song has brightened our time together. We truly are neighbors in quilting. And I thank you for inspiring me to build something beautiful together.

Goodbye Neighbor!

Kathy Adams

Kathryn.adams42@gmail.com

March House
6" - Pinwheels



*Note: Refer to the "General Instructions" for January/February Houses.
The basic house is the same only the 6" block will change.*


April House
6" Simple Log Cabin



*Note: Refer to the "General Instructions" for January/February Houses.
The basic house is the same only the 6" block will change.*



The Ojai Church of Christ Comfort Quiltmakers



The Ojai Church of Christ Comfort Quiltmakers began as the Ojai Church of Christ Project Linus Blanketeers in 2015, and to date **we have donated 892 quilts!** We are excited to start our fifth year, and see where our wonderful quilting hobby takes us!

I want to share how our name change came about, which requires some background information. The Ventura County Project Linus Chapter was started in 2010 by Barbara Ferguson and Pam Carey. Last year there was a leadership change in the Ventura County Project Linus Chapter, and Patti McKenna is now the coordinator for the chapter. Hooray, Patti! In our research into the possibility of taking over as the coordinators for the chapter, my daughter Robin and I decided we really needed to be an autonomous quilting group, and so we have changed our name to the Ojai Church of Christ Comfort Quiltmakers.

This name change will not change what we do! We will still be donating most of the quilts we make to Project Linus, whether it is to Shasta County Project Linus for fire relief, Help of Ojai for the Adopt-a-Family Program, or Friends of Fieldworkers for immigrant children. What it will allow us to do is make quilts for seniors, cancer patients, and others without labeling them as Project Linus quilts.

We have a friendly and welcoming group that meets the last Friday of the month, from 9 a.m. to 3 p.m., at the Ojai Church of Christ, at 411 N. Montgomery St., in the Annex. Show-n-Tell is at 9:30 a.m. We usually have a **great** salad bar for lunch! There are kits that we've put together, lots of donated fabric, and several extra sewing machines – come sew with us!

For more info, to request a quilt for a person in need, or to RSVP for a sew day, please call Teresa Perry at 805-746-5549, Robin Garretson at 805-746-6486. Visit Facebook at <https://www.facebook.com/groups/OjaiQuiltmakers>

If you know a child, or a senior who is in need of the extra comfort that a handmade quilt or blanket can provide, please contact us. We would love to give them a quilt!

The Feasibility of a Combined Quilt Show

Thelma Atkinson and I have attended the Board meetings of the Seven Sisters Quilt Shows in San Luis Obispo. This will be the Quilt Show Boards 13th year doing a seven coastal guilds annual combined show. They have a wealth of information and experience in producing combined quilt shows and are willing to share what works.

We have invited the guilds in the Ventura County area to check their interest in a combined Quilt Show **in a few years**. We will be meeting on February 27 to present our findings to all the interested guild representatives. We will be introducing some of the Seven Sisters Quilt Show Boards BEST practices to the guilds for better management, a bigger show, and to help all of us to share the workload.

I will keep you all informed. If you have comments or questions please feel free to talk to Sandra Darata, Thelma Atkinson, Jonal Beck, or Barbara Witman. If you do not know these women please see me, Sandra (Sandy) at the Quilt Show Table at the guild meetings.

Sandra Hiebert-Darata

Candy's Quiltworks Northridge, CA 91324 818-349-7397 www.candysquiltworks@sbcglobal.net	Kingdom Sewing Center Simi Valley, CA 93065 805-579-1571 www.kingdomsewing.com
Cotton & Chocolate Quilt Company Thousand Oaks, CA 91362 805-241-0061 www.cottonandchocolate.com	Roxanne's A Wish and A Dream Carpinteria CA 93013 805-566-1250 www.roxannequilts.com
Fabric Town, USA Ventura, CA 93003 (805) 643-3434 http://fabrictownusa.net/	The Quilt Emporium Woodland Hills, CA 91364 818-704-8238 www.quiltemporium.com
The Fabric Shoppe Camarillo, Ca 93010 805-383-7183 www.homespuncamarillo.com	Quilty Pleasures Simi Valley, CA 93065 805-581-1577 www.quiltypleasures.org

**TELL THEM YOU LOVE THEM SO WE
DON'T LOSE THEM!**



For Sale – Quilt Frame and Juki Sewing Machine.

\$1000 or make offer. Can sell separately. I
Would be glad to show you how to use it.

Jean Waterman 805-644-2150, Ventura

Camarillo Quilters Association
P.O. Box 347
Camarillo, CA 93011

★ **Please park on the East
Side of Parking Lot!!**



CAMARILLO QUILTERS ASSOCIATION

<http://www.camarilloquilters.org/>

**Facebook: “Friends of the Camarillo
Quilters Association”**

Pleasant Valley Community Center
1605 E Burnley Dr. Camarillo, CA 93010

Doors open at 8:45 a.m.
Meeting starts promptly at 9:30 am
Cell Phone Quiet Zone - No Perfume Zone